

# MULTILATERAL PEACE OPERATIONS: AFRICA, 2008

KIRSTEN SODER

In 2008 Africa hosted 78 975 peace operation personnel—an increase of 14 per cent since 2007.<sup>1</sup> For the sixth year running, more personnel were deployed in Africa than in any other region (see table 1). Africa had, along with Europe, the joint highest number of missions of any region. It was also the region with the highest concentration of large operations—five of the nine missions in 2008 with over 5000 personnel were deployed in Africa.

The marked increase in personnel deployments between 2007 and 2008 was mainly due to changes in central and eastern Africa, particularly the build-ups of the African Union (AU)–United Nations Hybrid Mission in Darfur (UNAMID) and the AU Mission in Somalia (AMISOM)—both launched in 2007—and the launch of the European Union (EU) Military Operation in Chad and the Central African Republic (EUFOR Tchad/RCA).

Force generation has proved a major problem in Africa. Several operations in the region did not reach their authorized staff levels in 2008. At the end of the year, UNAMID was 42 per cent short of its authorized strength of 27 482 and AMISOM had reached less than half of its authorized strength of 7650. In total, deployments in Africa were 21 per cent short of the authorized levels.

Three new operations were launched in 2008. Besides EUFOR Tchad/RCA, the EU launched an Advisory Mission for Security Sector Reform in Guinea-Bissau (EU SSR). The UN Integrated Peacebuilding Office in Sierra Leone (UNIPSIL) was launched in October 2008 to replace the UN Integrated Office in Sierra Leone (UNIOSIL), which closed in September.

Three missions terminated during 2008: the AU Electoral and Security Assistance Mission in the Comoros (MAES), the UN Mission in Ethiopia and Eritrea (UNMEE), and UNIOSIL.

**Table 1.** Global distribution of peace operations and personnel deployments, 2008

Region	Operations	Personnel
Africa	19	78 975
Americas	2	9 621
Asia	10	55 542
Europe	19	26 797
Middle East	10	16 651
<b>World</b>	<b>60</b>	<b>187 586</b>

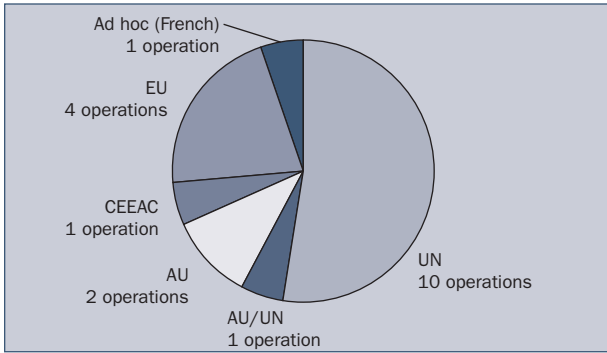
<sup>1</sup> All cited personnel numbers are estimates of international personnel located in theatre as of 31 Dec. 2008. If an operation closed before that date, its final force size is used. The personnel of follow-on missions are not counted twice. Numbers of local staff and UN volunteers can be found in the SIPRI Multilateral Peace Operations Database.

## QUICK FACTS

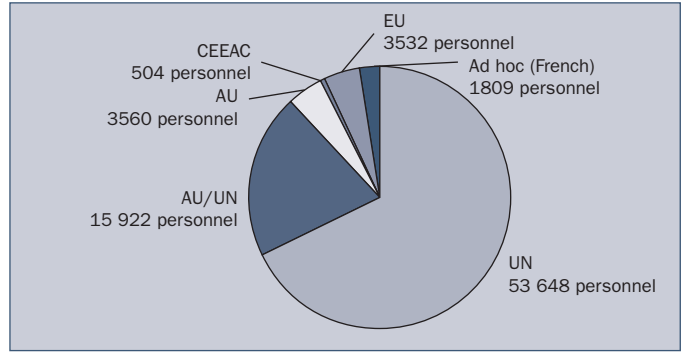
- Close to 79 000 personnel were deployed in 19 operations in Africa in 2008.
- Personnel numbers in Africa in 2008 had increased by 14 % over the 2007 level and 400 % over the 1999 level.
- Almost a third of all operations worldwide and 42 % of all personnel were located in Africa in 2008.
- Operations were active in 13 African countries in 2008.
- The UN sent 70% of all peace operation personnel it deployed worldwide in 2008 to Africa.
- Personnel deployments in Africa were 21 % short of the authorized levels in 2008.
- Five of the nine operations deploying over 5000 personnel in 2008 were in Africa.
- Eight of the 13 operations in 2008 with Chapter VII powers were in Africa.
- Three operations were launched in 2008: the EU Military Operation in Chad and the CAR (EUFOR Tchad/RCA), the EU Advisory Mission for SSR (EU SSR) in Guinea-Bissau, and the UN Integrated Peacebuilding Office in Sierra Leone (UNIPSIL).
- Three operations terminated in 2008: the AU Electoral and Security Assistance Mission in the Comoros (MAES), the UN Mission in Ethiopia and Eritrea (UNMEE), and the UN Integrated Office in Sierra Leone (UNIOSIL).

## PERSONNEL DEPLOYED

Troops: 65 610  
 Military observers: 2232  
 Civilian police: 7037  
 Civilian staff: 4196



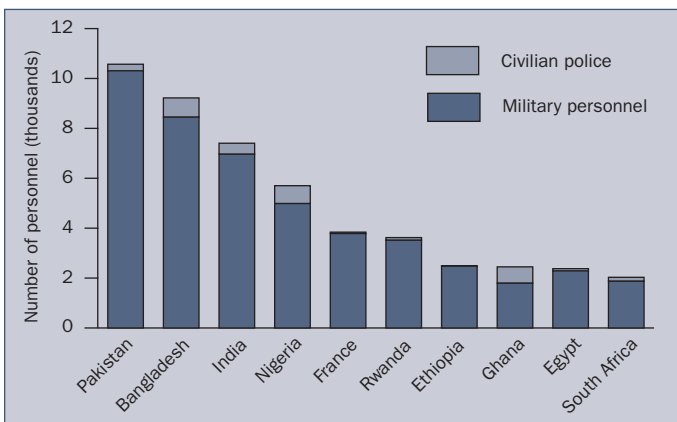
**Figure 1.** Number of peace operations in Africa, by conducting organization, 2008



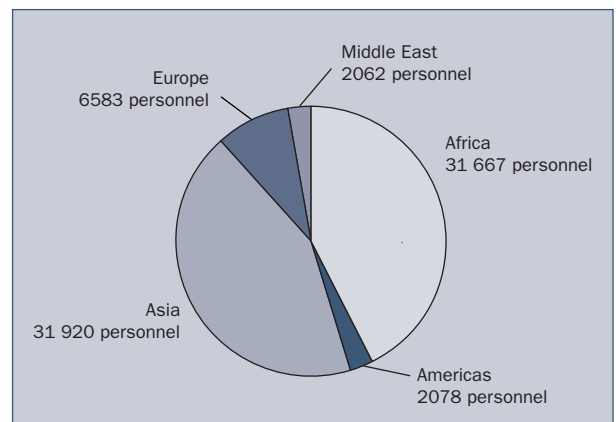
**Figure 2.** Number of personnel deployed to peace operations in Africa, by conducting organization, 2008

### CONDUCTING ORGANIZATIONS

Just over half of operations in Africa in 2008 were conducted by the UN (see figure 1). One of these, UNAMID, was conducted jointly with the AU.<sup>2</sup> The UN accounted for an even bigger share—88 per cent—of all mission personnel in the region in 2008 (see figure 2), and around 70 per cent of all UN mission personnel were located in Africa in 2008. The UN’s total deployments in the region increased tenfold in 1999–2008. Other organizations conducting or leading missions in African were the AU, the EU and the Economic Community of the Central African States (CEEAC). Operation Licorne, in Côte d’Ivoire, is a UN-mandated mission conducted by France.



**Figure 3.** Top 10 contributors of uniformed personnel to peace operations in Africa, end 2008



**Figure 4.** Origin of uniformed personnel deployed to peace operations in Africa, by region, end 2008

### CONTRIBUTING COUNTRIES

As of 31 December 2008, 111 countries sent uniformed personnel to 16 operations in Africa.<sup>3</sup> Of the top 10 contributors (see figure 3), all but France contributed exclusively to UN operations. Around 43 per cent of personnel deployed in Africa in 2008 came from African and 42 per cent from Asian countries (see figure 4). EUFOR Tchad/RCA is the first operation under the European Defence and Security Policy to be supported by Russian forces.

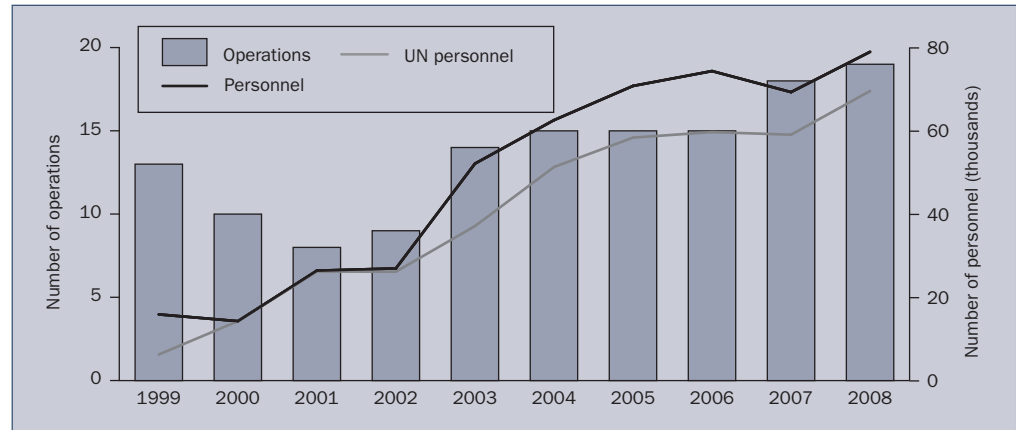
<sup>2</sup> UNAMID is treated as a UN operation in the statistics given in this section.

<sup>3</sup> ‘Uniformed personnel’ includes troop, military observers and civilian police. SIPRI was unable to collect data on the non-uniformed civilian staff of all operations in 2008



## TEN-YEAR TRENDS

A decline in the number of major armed conflicts in Africa over the period 1999–2008 was accompanied by a proliferation of peace operations (see figure 5). Annual personnel numbers in Africa increased by around 400 per cent over the period. This reflects both the rising number of operations and the number of large peacekeeping forces that were deployed in Africa in areas or situations where violence persists, including against civilians. Eight of the 13 operations with UN Charter Chapter VII (enforcement) powers were located in Africa in 2008.



**Figure 5.** Number of operations and total personnel deployments in Africa, 1999–2008, showing personnel deployments by the United Nations

## DEVELOPMENTS IN 2008

AMISOM doubled its personnel in 2008 but was still more than 4000 short of its target troop strength at the end of the year. It lacked logistical and financial resources and faced growing violence, including direct attacks, during the year. Reinforcements from Burundi and Uganda, along with troops pledged by Nigeria, had not arrived by the end of 2008.

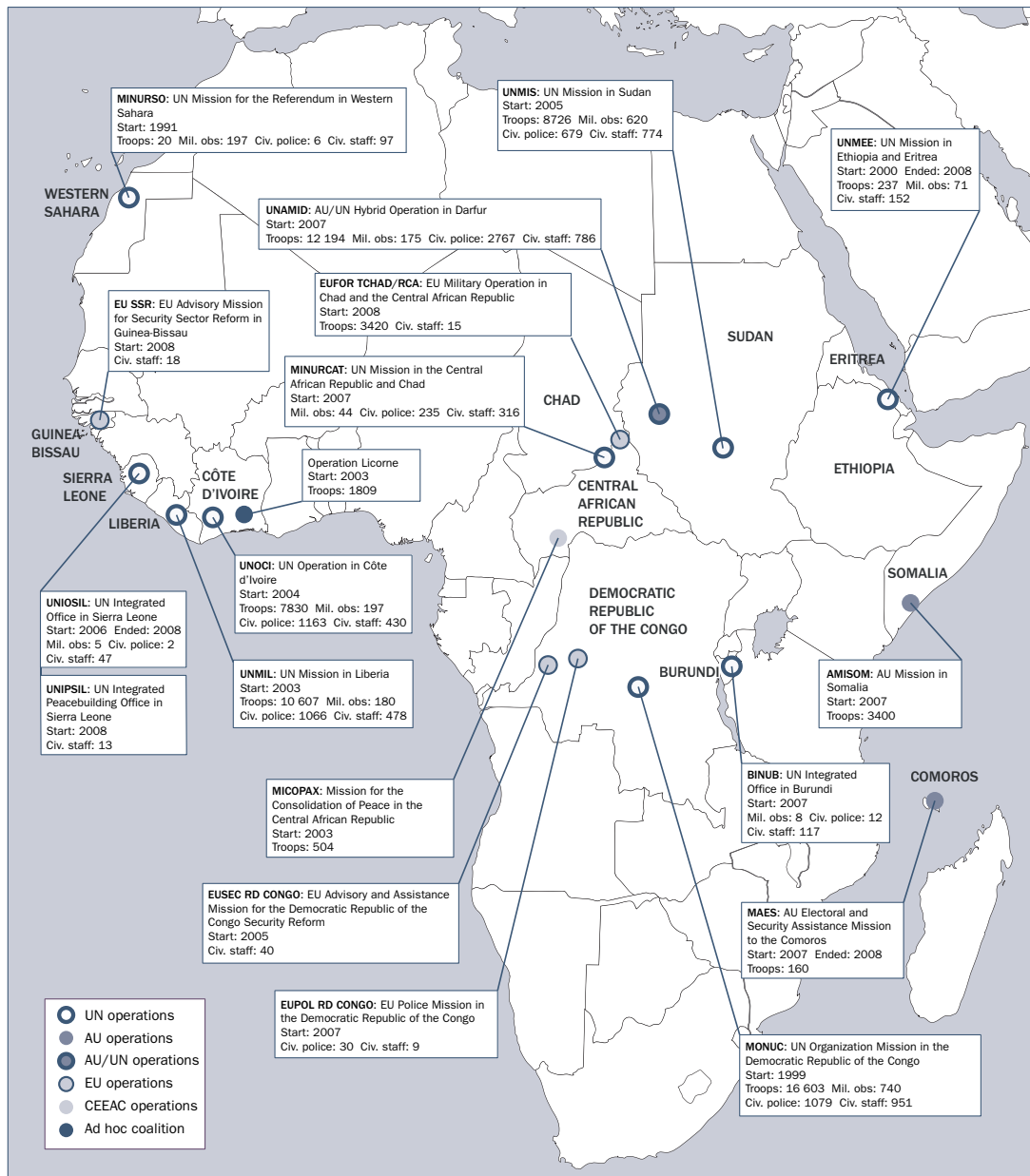
UNMEE suspended its activities in Eritrea in February 2008. It closed on 31 July due to a lack of cooperation from the host countries.

MAES and Comoran government forces were finally able to gain access to the island of Anjouan in March. MAES closed in October after completing its mission of helping to stabilize the security situation and assisting elections.

UNAMID's force-generation problems were due largely to restricted logistical capacity, the Sudanese Government's demand that UNAMID be predominantly African, and the government's consequent refusal of troops offered by non-African countries. At the end of 2008, roughly 80 per cent of UNAMID's uniformed personnel came from Africa.

The planned multidimensional presence in eastern Chad and north-eastern Central African Republic (CAR), intended to deal with the spillover effects of violence in Darfur, was not fully deployed in 2008. EUFOR Tchad/RCA, the only component that was substantially deployed, was not mandated to operate inside refugee and internally displaced person (IDP) camps. The new Chadian *Détachement Intégré de Sécurité* (DIS) was set up in September to provide security in the camps and for humanitarian efforts. Although training from the UN Mission in the Central African Republic and Chad (MINURCAT) started in April, few DIS officers had been deployed by December 2008.

On 12 July, political and operational authority over the Multinational Force in the Central African Republic (FOMUC) was transferred to the Economic Community of the Central African States (CEEAC). The mission was renamed Mission for the Consolidation of Peace in Central Africa (*Mission de consolidation de la paix en Centrafrique*, MICOPAX).



**Figure 6.** Map of multilateral peace operations in Africa, 2008

Troops = international troops; Mil. obs = international military observers; Civ. police = international civilian police; Civ. staff = other international civilian staff.

*Note:* The markers do not indicate the precise locations of deployments or mission headquarters.



**STOCKHOLM INTERNATIONAL  
PEACE RESEARCH INSTITUTE**

Signalistgatan 9  
SE-169 70 Solna, Sweden  
Telephone: +46 8 655 97 00  
Fax: +46 8 655 97 33  
Email: sipri@sipri.org  
Internet: www.sipri.org

## THE SIPRI MULTILATERAL PEACE OPERATIONS DATABASE

The data included in this fact sheet is taken from the SIPRI Multilateral Peace Operations Database. The database include historical data on all multilateral peace operations active since 2000. Data on operations includes, among others, international and local personnel numbers, budgets, lead countries and mission heads, fatalities, countries contributing different types of personnel, and mandates. The database can be accessed online at <<http://www.sipri.org/databases/pko>>.