

MULTILATERAL PEACE OPERATIONS: PERSONNEL, 2009

KIRSTEN SODER

The number of peacekeepers continued to rise during 2009. With a total of 219 278 personnel, deployments were 17 per cent higher than in 2008 and 62 per cent higher than in 2000 (see figure 1). While the number of personnel deployed exceeded 200 000, the number of operations fell to 54, from 60 in 2008.

Peacekeeping personnel remained overwhelmingly military (including troops and military observers). The number of troops rose again in 2009, by 17 per cent, while the number of military observers decreased by 7 per cent. Civilian deployments (including civilian police and other civilian staff) rose by 8 per cent. Having increased each year since 2003, civilians accounted for more than one-tenth of all personnel in 2009.

CONDUCTING ORGANIZATIONS

The United Nations is the largest deployer of personnel to peace operations (see table 1 and figure 2). The number of UN personnel has risen steadily since 1998, and in 2009 it exceeded 100 000 for the first time: 85 535 military personnel and 19 585 civilians were assigned to UN missions. The majority of UN personnel were deployed to operations in Africa. Despite this increase, 2009 was the first year since 2004 in which the UN accounted for less than half of all personnel deployed.

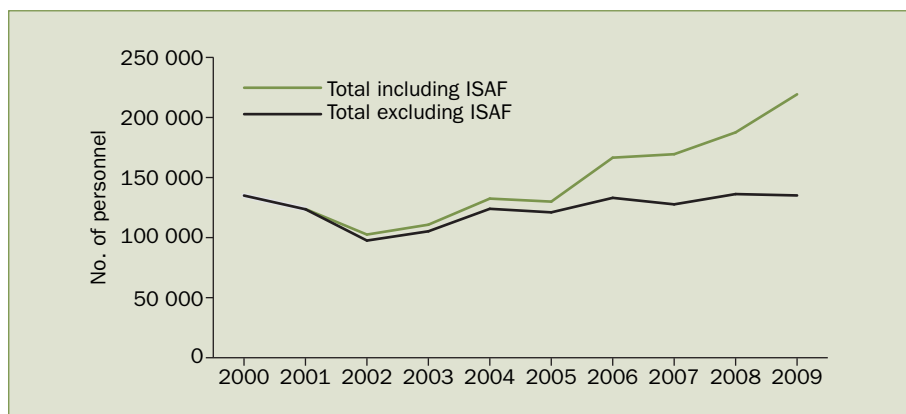


Figure 1. Personnel deployed to peace operations, 2000–2009

ISAF = International Security Assistance Force in Afghanistan

Notes: All personnel numbers are estimates of international personnel located in theatre as of 31 Dec. If an operation closed before the end of the year, its final force size is used.

KEY FACTS

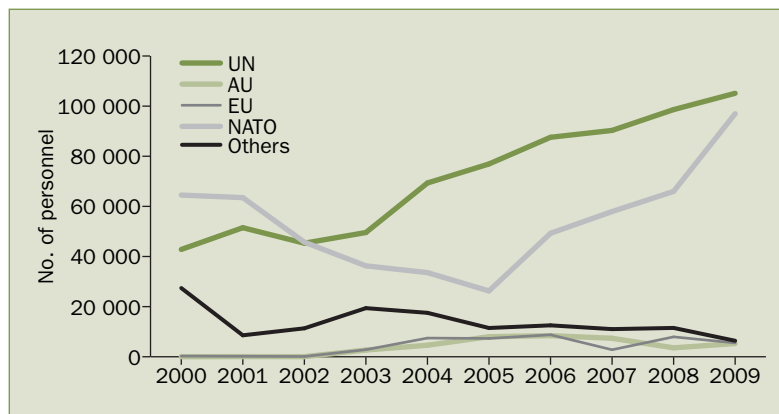
- More than 219 000 personnel were deployed to multilateral peace operations in 2009.
- Over 89 per cent of all personnel deployed were troops or military observers.
- The number of civilian personnel deployed rose for the sixth year in a row, to reach 23 073.
- In 2009, 48 per cent of all personnel were deployed to operations conducted by the UN and 44 per cent to operations conducted by NATO.
- Africa and Asia were the only two regions where the number of deployed personnel increased. Four-fifths of peace operation personnel are deployed to those two regions.
- Deployment levels in Europe continued to decrease; in 2009 there were 26 per cent less personnel than in 2008 and 76 per cent less than in 2000.
- Most military personnel came from states in Europe and the Americas, while Asian states sent the most police.
- NATO's International Security Assistance Force (ISAF) in Afghanistan, which was the largest operation in 2009, accounted for 38 per cent of all personnel deployed worldwide.

PERSONNEL DEPLOYED WORLDWIDE

Troops: 191 830
 Observers: 4375
 Civilian police: 14 482
 Civilian staff: 8591

Table 1. Organizations conducting peace operations, 2009

Organization	No. of operations	No. of personnel
United Nations	21	105 120
African Union (AU)	1	5 271
Commonwealth of Independent States (CIS)	1	1 288
Communauté économique des États d'Afrique centrale (CEEAC)	1	530
European Union (EU)	12	5 528
North Atlantic Treaty Organization (NATO)	3	96 979
Organization for Security and Co-operation in Europe (OSCE)	8	402
Organization of American States (OAS)	1	30
Ad hoc coalitions	6	4 130
World	54	219 278

**Figure 2.** Personnel deployed to peace operations, by conducting organization, 2000–2009

Notes: The joint UN–AU mission UNAMID is treated as a UN operation in the statistics given here. The EU Naval Force Somalia (EU NAVFOR, Operation Atalanta) does not match the definition of peace operation and is not included in the statistics given here.

Seven of the UN's operations in 2009 had more than 5000 personnel, including two with more than 20 000 personnel: the AU/UN Hybrid Operation in Darfur (UNAMID), with 21 042 personnel, and the UN Organization Mission in the Democratic Republic of the Congo (MONUC), with 21 515 personnel.

NATO deployed the second highest number of personnel to peace operations in 2009. The number of NATO personnel surpassed the previous high of close to 70 000 in 1999. The International Security Assistance Force (ISAF) in Afghanistan, with 84 146 troops in 2009, became NATO's largest ever mission and, for the fourth year running, was the biggest operation worldwide in 2009. ISAF was almost four times bigger than the next largest operation active in 2009 (MONUC).

While the UN and NATO accounted for 92 per cent of all peace operation personnel in 2009, the EU and the AU both conducted large operations. Three EU missions had more than 1000 personnel, including the EU Military Operation in Chad and the Central African Republic (EUFOR Tchad/RCA), which terminated in March 2009. Half of the EU's missions in 2009 were small capacity-building and advisory missions with fewer than 50 staff members. The total number of EU personnel decreased by 30 per cent between 2008 and 2009. Despite the deployment of an additional 1800 troops, the AU Mission in Somalia (AMISOM) was still about 3000 short of its authorized personnel level.

CONTRIBUTING COUNTRIES

At the end of 2009, 131 countries contributed uniformed personnel (i.e. troops, military observers and civilian police) to peace operations. Military personnel were contributed by 111 countries in 2009 (see figure 3 for the top 10 contributors). While the top African and Asian contributors sent their military personnel exclusively to UN operations (including UNAMID), the United States and the top European contributors contributed primarily to NATO-led operations.

The largest number of personnel came from Europe and the Americas, which each accounted for 37 per cent of the total, followed by Asia, with 21 per cent (see figure 4). Overall, only 11 per cent of personnel from states in the Americas and 15 per cent of personnel from Europe were deployed to UN missions.

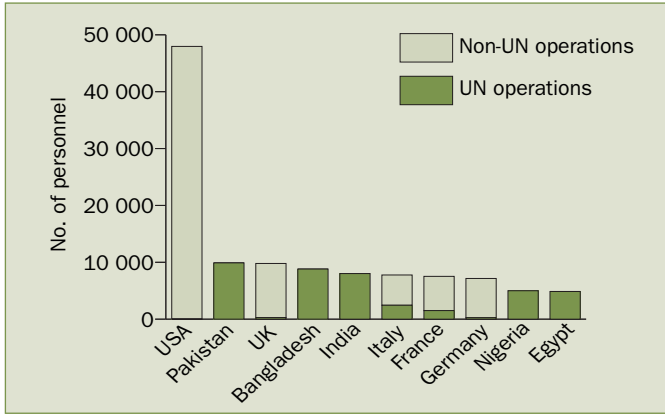


Figure 3. Top 10 contributors of military personnel to peace operations, end 2009

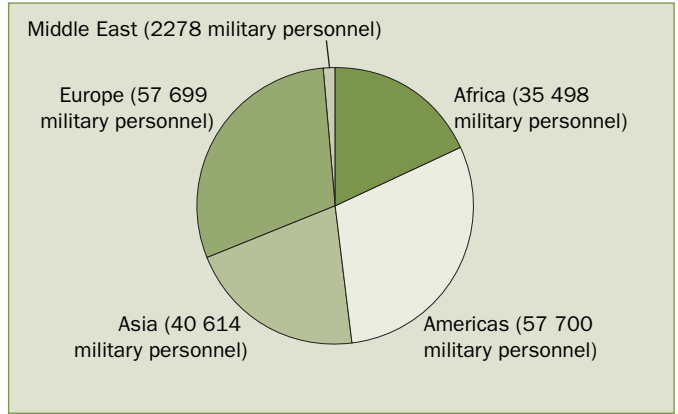


Figure 4. Region of origin of military personnel deployed to peace operations, end 2009

In 2009, 108 countries contributed civilian police to peace operations. UN operations accounted for 88 per cent of deployed civilian police. The largest contributors deployed police only to UN operations. All but one of the top 10 contributing countries are from Asia or Africa (see figure 5); Asia accounted for 39 per cent of deployed police and Africa for 31 per cent. European states contributed 15 per cent of deployed police, 40 per cent of whom were sent to UN operations and 60 per cent to EU operations.

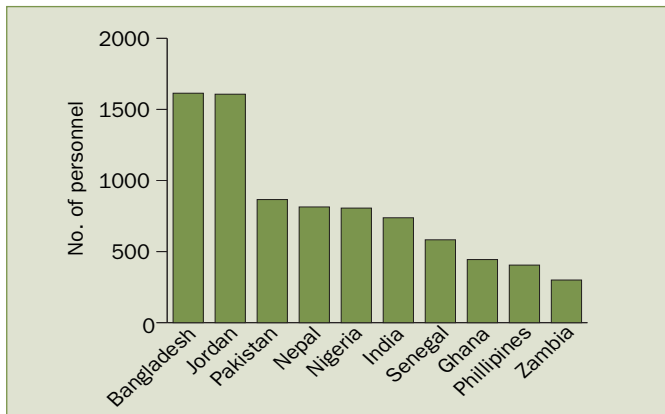


Figure 5. Top 10 contributors of civilian police to peace operations, end 2009

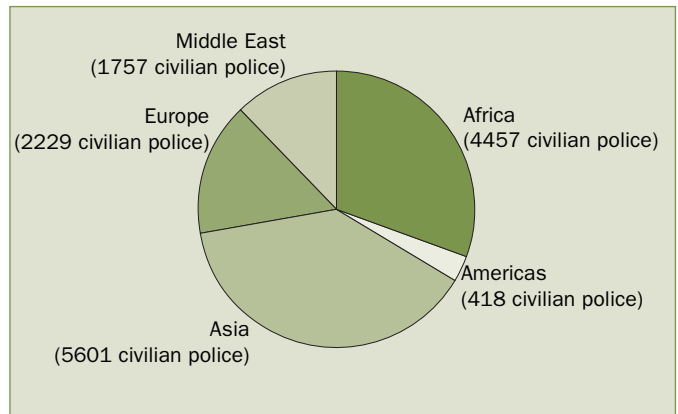


Figure 6. Region of origin of civilian police deployed to peace operations, end 2009

REGIONAL TRENDS

The most marked trends in personnel deployments in the past decade—the regional shift of high deployment levels from Europe to Africa and Asia—continued in 2009 (see figure 7). The number of peace operation personnel deployed to Europe has constantly decreased in recent years and between 2008 and 2009 it fell by a further 26 per cent to reach a new low of 19 750 personnel. In 2009 the UN withdrew 45 per cent of its personnel from Europe to leave the lowest number of UN personnel deployed to any region. NATO also resumed its personnel drawdown in Europe, while the EU and OSCE maintained their deployment levels.

In 2009 the numbers of peace operation personnel deployed to Africa increased by 8 per cent and to Asia by 59 per cent. African deployment pat-

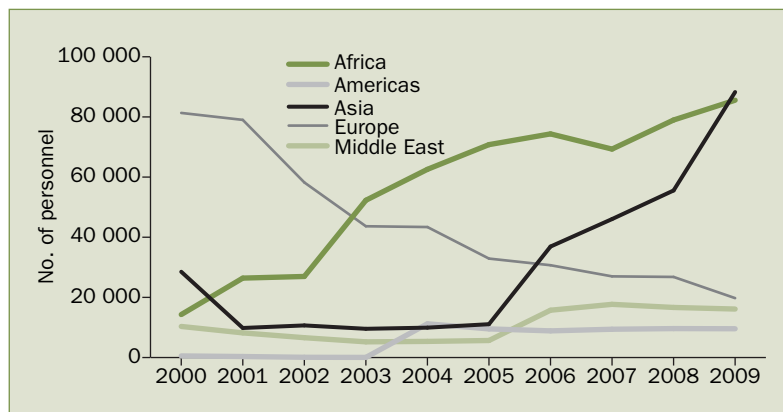


Figure 7. Region of deployment of peacekeeping personnel, 2000–2009

terns were primarily shaped by six operations deploying more than 5000 personnel—Africa is the only region with more than one operation with more than 5000 personnel. The UN was responsible for 91 per cent of the personnel in Africa; UN personnel increased by 445 per cent over the decade 2000–2009 and by 12 per cent between 2008 and 2009, the later owing to the deployment of the military component of the UN Mission in the Central African Republic and Chad (MINURCAT) and of reinforcements to UNAMID. Deployments to Asia were dominated by the continued reinforcement of ISAF, which accounted for 95 per cent of the peacekeepers in Asia.

EXCLUDING ISAF FROM THE FIGURES

ISAF accounted for 38 per cent of all personnel deployed to peace operations in 2009. As a statistical outlier, its exclusion from the data set reveals other trends in multilateral peace operations. Excluding ISAF, a total of 135 132 personnel were deployed and the steep upward trend in deployment numbers diminishes (see figure 1); indeed, non-ISAF deployed personnel decreased slightly between 2008 and 2009.

Excluding ISAF, the UN was by far the largest conductor of peace operations in 2009, with 78 per cent of deployed personnel, while the number of personnel deployed to non-UN peace operations decreased steadily over the decade 2000–2009. Excluding ISAF, only two states from Europe (France and Italy) and none from the Americas remain in the top 10 contributors of military personnel to peace operations.

SIPRI MULTILATERAL PEACE OPERATIONS DATABASE

The data included in this fact sheet is taken from the SIPRI Multilateral Peace Operations Database. The database include historical data on all multilateral peace operations active since 2000, including international and local personnel numbers, budgets, lead countries and mission heads, fatalities, countries contributing different types of personnel, and mandates. The database can be accessed online at <<http://www.sipri.org/databases/pko>>.

Kirsten Soder (Germany) was a Researcher with the SIPRI Armed Conflict and Conflict Management Programme. She managed the SIPRI Multilateral Peace Operations Database between 2006 and 2010.

SIPRI is an independent international institute dedicated to research into conflict, armaments, arms control and disarmament. Established in 1966, SIPRI provides data, analysis and recommendations, based on open sources, to policymakers, researchers, media and the interested public.



**STOCKHOLM INTERNATIONAL
PEACE RESEARCH INSTITUTE**

Signalistgatan 9
SE-169 70 Solna, Sweden
Telephone: +46 8 655 97 00
Fax: +46 8 655 97 33
Email: sipri@sipri.org
Internet: www.sipri.org